

# Nursery Road Maps

# Nursery: All About Me

**Note:** Week 1 and Week 2 will focus on transition and settling in.



## Week 3

Who am I?

UTW - Science  
Body Parts  
Making simple observations

## Week 5

Who is in my family?

EAD - Art: Make simple observations.  
UTW - History: Language related to time

## Week 7

Are all families the same?

UTW - Geog/History:  
Talk about differences they have experienced or seen in photos (make simple observations)

## Week 6

What do I celebrate with my family?

UTW - History: To be able to talk about family history (E.g. birthdays, weddings, new baby, days out)  
UTW RE/Geo: Develop a positive attitude about the differences between people

## Week 8

### **EAD Artist Study**

**Self / Family Portraits**  
Giuseppe Arcimboldo (food faces)

EAD - Art Develop their own ideas and then decide which materials to use to express them.

## Week 1&2

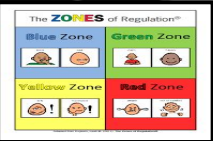
Me and My Classroom

PSED - PSHE: Show more confidence in new social situations

## Week 4

How do I and others feel?

PSED - PSHE: To be able to describe how I am feeling.  
UTW - Science: hands-on exploration of natural materials



# Nursery: The Dark

## Week 1

Bonfire Night

### Artist Study - Jackson Pollock

#### EAD: Splatter Painting

Know that by mixing colour a new colour is created and experiment with this



## Week 3

What happens at night?

UTW - Science: Talk about what they see, using a wide vocabulary and make simple observations

JTW - Computing: Know how to use a simple app to create marks

## Week 5

What is a shadow?  
Making shadow puppets

UTW: To be able to talk about the differences between materials and changes they notice.

EAD - DT: To know how to join materials

## Week 7

How do other people celebrate Christmas?

PSED: To be able to talk about similarities and differences between people and their lives.

## Week 6

Why do we celebrate Christmas?

UTW - History: To be able to talk about the Nativity story



## Week 4

What happens at night?  
(Owl focus)

JTW - Computing: Know that information can be retrieved from digital devices.

EAD - Art : Can close lines using some control to create shapes.

## Week 2

World Nursery Rhyme Week

EAD- Music: Remember and sing entire songs. Sing the pitch of a tone sung by another person ('pitch match'). Sing the melodic shape (moving melody, such as up and down, down and up) of familiar songs.



**Note:** Seasonal changes should be covered through regular outdoor experiences

**Key:** PSED/PSHCE/RE Links

UTW/Geography Links

UTW/History Links

UTW/Science Links

Literacy

C&L

EAD/Art Links

EAD/Music Links

# Nursery: People Who Help Us

## Week 1

Scientific Enquiry Week

### Changes of State

**UTW:** Talk about the differences between materials and changes they notice.

## Week 3 + 4

Who do we call in an emergency?

\*Arrange visit from emergency services  
Discuss Road Safety and Stranger Danger\*

**PSED:** To develop a sense of responsibility and membership of a community.

**UTW:** Talk about members of their immediate family and community.

**UTW:** Show interest in different occupations.

## Vocabulary

- Chinese New year
- traffic lights,
- zebra crossing
- \_safe/ safety
- stranger
- road
- path
- \*Specific Job names e.g  
doctor, dentist, fire fighter \*

## Week 2

What would I like to be when I grow up? (challenge stereotypes e.g. gender)  
What occupations are there in the community? (e.g. doctors, cafe owner, shopkeeper)

**PSED:** To develop a sense of responsibility and membership of a community.

**PSED/UTW:** To be able to show an interest in different occupations.

## Week 5

Who looks after our health?  
Why do I need to take care of my teeth? -  
Arrange a visit from Children centre or dentist

**PSED:** To be able to make healthy choices (e.g. teeth brushing)

**UTW:** To understand why teeth brushing is important for oral health.

## Week 6

### Computing Focus:

Know that a robot can move and demonstrate moving a floor robot



# Nursery: Down on the Farm

## Week 1

Which animals live on a farm and what are their offspring?

**UTW:** know to to respect and care for animals

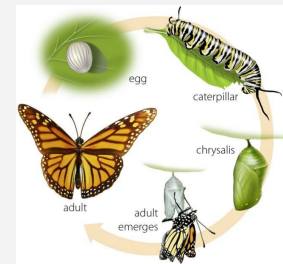


## Week 3+ 4

### What is a life cycle?

(Explore life cycles of animals that are familiar to children e.g ducks/ chicks/ butterfly/ frogs)

**UTW:** Understand the key features of a life cycle



Stay and Play  
Maths focus

## Week 2

How do we care for living creatures?

**UTW:** use new vocabulary linked to living things

**Enhancement:**  
Farm Visit

**TAM O'SHANTER  
COTTAGE**



**URBAN FARM**

## Week 5

### **EAD (DT) Study**

Making a Farm Animal Shelter

DT process - research, design, make and evaluate

## Week 6 **Computing Focus**

Create farm animal pictures on an ipad

**Focus:** use a simple app to create marks

# Nursery: Food and Growing

## Week 1

Scientific Enquiry Week  
Forces


UTW: Science  
To be able to explore the natural world around them.



## Week 3

Learning the life cycle of a plant

UTW: Science  
Name the parts of a plant  
Make observations of growth and decay



## Week 5

Where does my favourite fruit grow?  
(e.g. explore links with different countries such as where do bananas grow)

UTW: Geography/Science  
Know there are different countries in the world and talk about similarities and differences

## Week 4

Pop Art Leaf Printing  
Can children use a range of materials to print.

EAD: Art  
Know how to print using various mediums



Stay and Play  
Phonics focus

## Week 2

What is a plant?

UTW: Geography/Science  
Know how to care for natural environment



**Key:**

PSED/RE/PSHCE Links

UTW/Geography Links

UTW/History Links

UTW/Science Links

Literacy

C&L

EAD/Art/DT Links

EAD/Music Links

# Nursery: The Sea



Monet

**Week 2**

Sounds of the Sea

EAD Music  
Play instruments with increasing control to express their feelings and ideas

**Week 4**

How do we look after the sea?

UTW - Science/Geo  
To understand the need to respect and care for the natural environment

**Enhancements:**  
Trip out to the blue planet aquarium



**Week 6**

What treasures are in the sea?

UTW Science:  
Explore and talk about different forces they can feel (magnets)



**Week 1**

What is the sea ?

EAD - Art: (Printing) Exploring different tools to paint and colour mix  
Artist Focus: Monet inspired sea painting

**Week 3**

What can we see in the deep blue sea?

UTW - Science:  
Exploring light, dark and shadows



**Week 5**

Who travels the seas?

EAD: Making complex worlds



**Week 7**

Transition to Reception

PSED: Become more outgoing with unfamiliar people, in the safe context of their setting. Show more confidence in new social situations.